



## Summary of Key Stage 2 Results 2019

<b>KS2 TEST RESULTS (against the interim standard)</b>	<b>2019</b>
<b>Reading, Writing and Maths Expected Standard</b>	<b>63%</b>
<b>Reading, Writing and Maths at a High Level of Attainment</b>	<b>8%</b>
Reading	<b>80%</b>
Writing	<b>83%</b>
*SPAG	<b>83%</b>
Maths	<b>78%</b>
<b>KS2 TEACHER ASSESSMENT RESULTS (against the age related expectation)</b>	<b>2019</b>
<b>Reading, Writing and Maths Expected Standard</b>	<b>63%</b>
Reading	<b>80%</b>
Writing	<b>83%</b>
*SPAG	<b>N/A</b>
Maths	<b>75%</b>
<b>KS2 Average Scaled Score</b>	<b>2019</b>
Reading	<b>103</b>
*SPAG	<b>108</b>
Maths	<b>105</b>
<b>KS2 Average Progress</b>	<b>2019</b>
Reading	<b>+0.68</b>
Writing	<b>+2.95</b>
Maths	<b>+ 1.94</b>
<b>School is above the floor standard based on progress measures</b>	

\*SPAG (spelling, punctuation and grammar) is not teacher assessed, only tested.

# KS2 progress scores in reading, writing and maths

## Reading

Number of pupils = 35

Pupils with adjusted scores = 0

**Average** 0.52

Confidence interval  
-1.5 to 2.6

## Writing

Number of pupils = 35

Pupils with adjusted scores = 0

**Well above average** 2.88

Confidence interval  
1.0 to 4.8

## Maths

Number of pupils = 34

Pupils with adjusted scores = 0

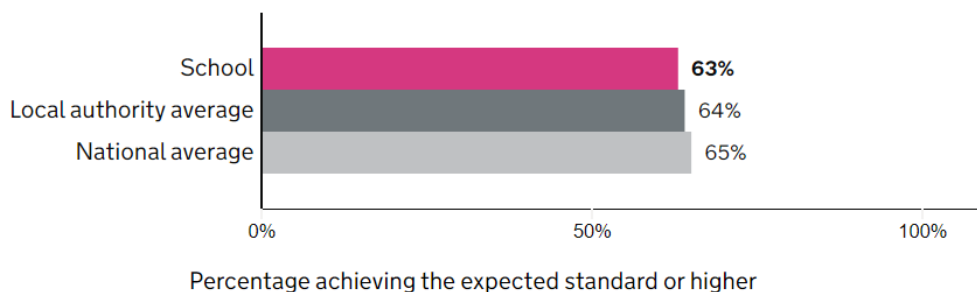
**Average** 1.79

Confidence interval  
0.0 to 3.6

## Reading, writing and maths combined


### Percentage of pupils achieving the expected standard or higher

Number of pupils = 40



### Percentage of pupils achieving the higher standard

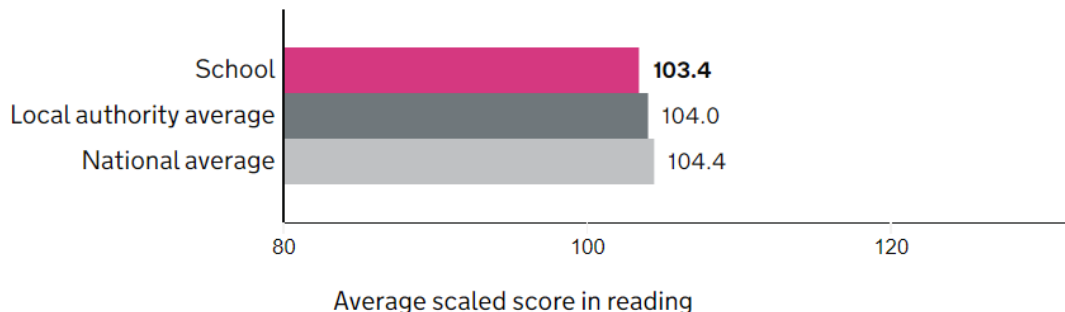
Number of pupils = 40



# KS2 average 'scaled scores' in reading and maths

## Reading

Number of pupils = 40



## Maths

Number of pupils = 40

