



2023 School Statutory Performance Information

Early Years

	National Average (2023)	Dovecotes (2023)
Reception Good Level of Development	67%	42%

Year 1 Phonics

	National Average (2023)	Dovecotes (2023)
Year 1 Phonics	78%	78%

Key Stage 1 (Year 2)

	National Average (2023)			Dovecotes (2023)		
	Reading	Writing	Maths	Reading	Writing	Maths
Expected Standard	68%	60%	70%	81%	70%	81%
Greater Depth Standard	18%	8%	16%	23%	19%	31%
Combined Expected Standard Reading Writing Maths	56%			66%		
Combined Greater Depth Standard Reading Writing Maths	6%			19%		

Key Stage 2 (Year 6)

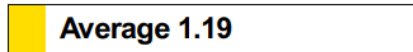
	National Average (2023)			Dovecotes (2023)		
	Reading	Writing	Maths	Reading	Writing	Maths
Expected Standard	73%	71%	73%	77%	89%	86%
Greater Depth Standard	29%	13%	24%	23%	13%	27%
Combined Expected Standard Reading Writing Maths	59%			73%		
Combined Greater Depth Standard Reading Writing Maths	8%			11%		

Progress in reading, writing and maths

Reading

Number of pupils = 42

Pupils with adjusted scores = 1

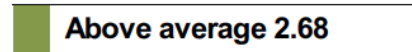


Confidence interval
-0.7 to 3.1

Writing

Number of pupils = 42

Pupils with adjusted scores = 0

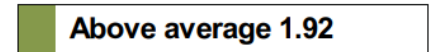


Confidence interval
0.8 to 4.5

Maths

Number of pupils = 42

Pupils with adjusted scores = 0

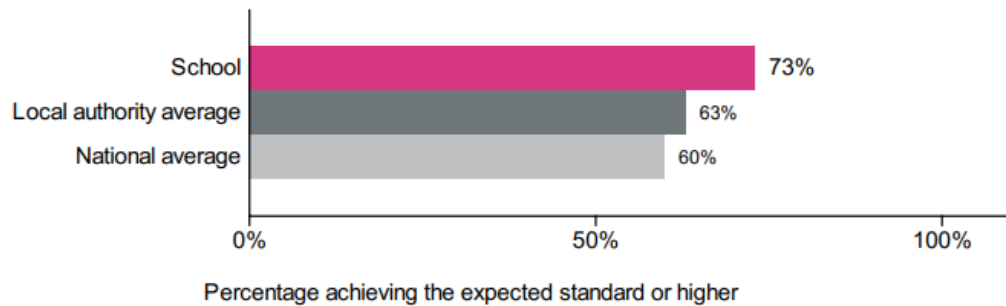


Confidence interval
0.1 to 3.7

Reading, writing and maths combined

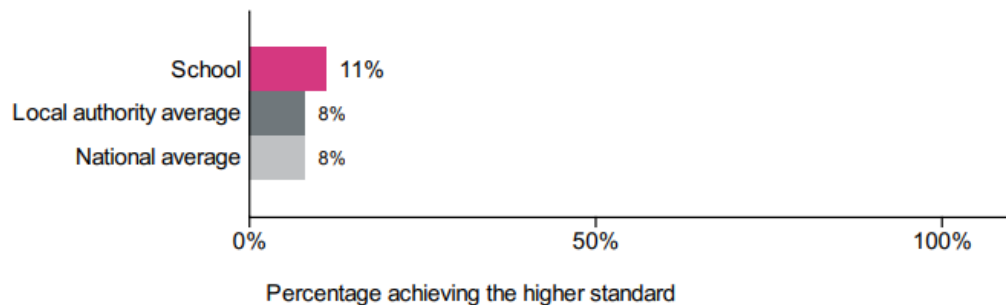
Percentage of pupils achieving the expected standard or higher

Number of pupils = 44



Percentage of pupils achieving the higher standard

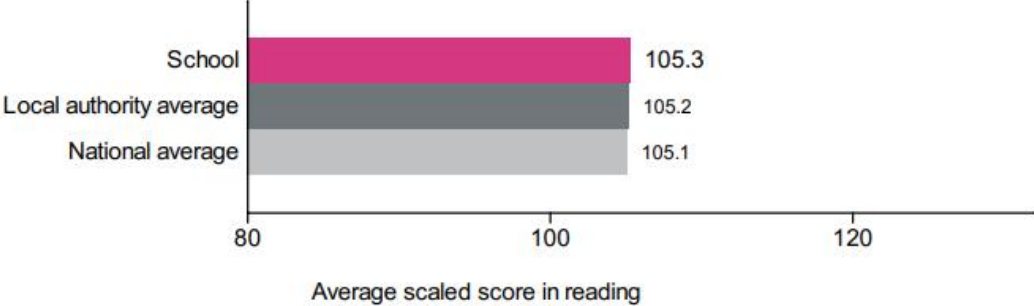
Number of pupils = 44



Average scaled score in:

Reading

Number of pupils = 44



Maths

Number of pupils = 44

